

GCG Sunday School - 10th November 2024

Lesson Outline



Lesson: Live Good Lives, Outside
Passage: 1 Peter 2:11-17
Big Idea: As God's loved travellers, we live well around outsiders, so they might praise God.
Main Aim: See that it's good to submit to authorities because outsiders might praise God.
Key verse: 1 Peter 2:12-13, 15

Please pray for the lesson preparation, that God's word would feed us and the children.

Laptop/tablet + speaker Unless you are at the Greenwich service, you will need to bring a device to play any media. If needed, Jonny can provide **a laptop and Bluetooth speaker**. 😊

Additional resources: [St Helen's talks and study materials on 1 Peter](#)

Passage info for leaders: (Lesson Overview on page 3)

1 Peter Overview

Christians in Peter's day are suffering low-level persecution, just like us.
 How will they stay strong, live differently and stand out? How will we?

Passage overview

1 Peter 2:11-12 is the headline for this section (*1 Peter 2:13-3:7*)

As sojourners (travellers), we fear the Lord around: Outsiders, Servants/Masters, Husbands/Wives.

This is so that they might turn to Jesus.

So when outsiders (Gentiles) are persecuting us, how do we live?

1. Be subject to their institutions. *1 Peter 2:13-14*
 (Yes, even the terrible, persecuting ones)
2. Because that will stop bad talking about you. *1 Peter 2:15*
3. So living as Christians, means fearing God. *1 Peter 2:16-17*

For them then

As loved travellers (beloved sojourners), we do good to outsiders (even the really nasty ones), to stop anyone saying bad things about us (and Jesus).

For us now - Same!

Perhaps a great application for children would be behaving at school. As Christians we'll love classmates and our teachers. So if they know we trust Jesus, they'll think Jesus is amazing.

The Age Ranges

CW (average age 4-5 years) - Prepare the lesson for **all ages**.






Then separate **Sailor** and **Officer** groups for **Heart & Hands** teaching.

GR and EC - Personalise **all material** for the Sailors or Officers.

Sailors: Ages 3-6

Officers: Ages 7-11

Lesson Overview

Get Going ~3 min + Song	Bible Talk ~10 mins	Heart & Hands ~30 mins	Land The Lesson ~5 mins	Extra Fun Time ~10 mins
				
Welcome & Pray Intro Idea Song	The Big Idea The Main Aim	Craft/ Worksheet Further teaching Memory verse	Recap Pray	Optional extra fun

Get Going



Welcome, Pray, Introduction idea & Song

At GR and EC the Sailor Leader will lead the “Get Going” section, by default.

Welcome and connect briefly with the children

- Ask a fun question, showing we're interested in their lives. Such as:
 - What's the best/ most fun thing you did yesterday/ this morning? Highlight/lowlight?
 - What was the tastiest food you ate? The smelliest thing you smelled?

Prayer by the leader

- Help us to listen carefully to what God has to say to us today, and to have fun.

Rules Reminder

- We listen to the leader.
- We love our neighbour.

Intro Idea - Introduces the theme of the passage with “Intro” Powerpoint slides.

- Ask the children - What might these people want to do? Be nice or nasty?
 - When given sweets? Be nice.
 - When toys are taken? Be nasty.
 - When someone is nasty to a Christian? Fear God, live well.
 - When the teacher and school isn't Christian? Fear God, live well.

The Bible says, fear God, live well with outsiders!

Since they know they're Christian, they might praise God.

Link: Introduce the Big Idea

Sing - If needed, talk through the words and actions before singing.


 Jesus is the King - EMU Music

Jonny can teach you the actions:

<https://www.youtube.com/watch?v=CY-DliVHMew>

GR & EC - Split into **Sailor** and **Officer** groups for the remainder of the session.

CW - Remain together.



Bible Talk

Teaching the Big Idea & Main Aim.

*Keep it clear and snappy. Maybe come up with a catchphrase for the week.
Have Bible open throughout to show that we're teaching from God's word, and not from our heads.
Make the Bible talk engaging by asking questions and/or using visual aids.*

Key Verse - 1 Peter 2:12-13, 15.

Lesson Points - Arriving repeatedly at the Big Idea.

Letter context: We're loved and we're different from outsiders. 2:11 (Beloved exiles)

Some outsiders (non-Christians) might be nasty to Christians sometimes.

Let's see how Peter says we'll live around them:

1. Live well around outsiders: so they might turn to God. 2:12
The outsiders might be nasty to us. We will live well around them.
It's for the Lord's sake.
They might say, Wow! Trusting the Lord is so good!
2. One way we do this: We submit to people in authority. 2:13
King, judge, police, teachers. We listen and obey what they say.
It's for the Lord's sake.
It's to make the Lord look good.
They might say, Wow! Trusting the Lord is so good!
3. This is to stop people talking badly about us and Jesus. 2:15
Outsiders might say Christians are terrible people!
But how can they do that, if we're living so well? They can't!
They might say nothing bad about us and Jesus.
They might say, Wow! Trusting the Lord is so good!

Brief application - The Main Aim expanded.

- **Sailors** State the Main Aim application and expand it a bit.
This is how it's right to think/ act/ talk/ feel.
For home/ school/ church.
- **Officers** Ask questions to arrive at the Main aim application.
How does this help us think/ act/ talk/ feel differently?
What about at home/ school/ church?

Teaching ideas

- **Sailors - Teaching idea**

I'd recommend using the visual aids while teaching.

Extra fun could be:

A drama about a child (wearing a badge saying "I'm a Christian!")

First, the child doesn't want to submit to authority (a teacher).

The child is a Christian, so this makes trusting God look bad.

Another child (with badge) listens well to the teacher, who finds out that they are Christian.

The child is kind in the playground, the kindest! The children know too.

And so the teacher and children think that being Christian is amazing. Wow!

They might even come to praise God.

- Ask questions when teaching, ensuring they're suitable for the ages of the children, such as:

Point 1: Who are living around us? Who do they not believe in?
How should we live? Why? What might they do then?

Point 2: What do we do to people in authority? What is "authority"? Can you give an example?
Who are we doing this for?

Point 3: What will this stop outsiders doing? This makes God look good.

- **Visual Aids**

Cut out and stick on the wall as you teach. The layout suggestion for each point is on the online PDF.

- **Helpful questions to ask:** What noise/ smell do you think it made? How many stars did he see? Have you ever seen that before? How did he feel? What face would she have made?
- **Helpful methods:** Make actions to copy at certain points, act it out, place pictures on the wall, go for a walk around the room, use Lego/Playmobile figures.

- **Officers - Teaching idea**

Same as Sailors.

- Ask questions when teaching, such as:

Same as Sailors.

- **Visual Aids**

Cut out and stick on the wall as you teach. The layout suggestion for each point is on the online PDF.

- **Helpful questions to ask:** Why do you think he did that? What did she get right/ wrong? What would you do in his situation?
- **Helpful teaching methods:** Act it out, have them draw scenes, shout out the best thing they see in the passage, make a puppet show using paper and card, go for a walk, use Lego.

Heart and Hands



More on the Big Idea & Main Aim with activities.

Table Activities - Craft or worksheet - Spares go to the Eltham service.

- **Sailors** Craft.
Cut, stick/fasten, colour. Chat about how it relates to the teaching point.
- **Officers** Worksheet.
This is a guided form of Bible study, to help them learn how Bible studies work. The sheet progresses from easy questions, to harder questions.

*Help them find answers in the Bible and think about their answers.
Talk about the application and any questions they may have.*


Further Teaching

An opportunity to reteach the same Big Idea & Main Aim with:

- Act out the passage.
- Do a drama based on the Main Aim. For example, the children make up a drama about someone who used to be worried, but is now comforted because God knows them completely.
- Discuss application.

Memory verse - Ideas for learning can be found in the Google Drive Folder.

"Blessed be the God and Father of our Lord Jesus Christ! According to his great mercy, he has caused us to be born again to a living hope through the resurrection of Jesus Christ from the dead."
1 Peter 1:3 (ESV)

We'll be using the following song to learn the verse:  1 Peter 1:3



Land the lesson

Bring everything together with: **Recap and Prayer.**

Recap - Use the craft/ worksheet to remind them of the Big Idea & Main Aim.

Pray - Encourage the children to pray with you about the Big Idea and Main Aim. They could **thank/praise God** for it or **ask for help** in believing it.

- **Sailors** You could suggest "Popcorn prayers" - really short prayers.
Or "Arrow prayers"- We all shoot up like an arrow at the end.
Or you could try the idea we use with Officers.
- **Officers** You could pass an object, like a Bible, around the room.
When a child receives the Bible, they can choose to pray in their head or aloud.



Extra fun time.

An optional game, which can be played mid-session.

Game idea - Feel free to play something different!

- **Sailors** Something fun, check the G-drive.
- **Officers** Something fun, check the G-drive.
- **Time fillers and games** Check the G-drive

I often play something from: <https://www.youtube.com/@thebiggeststory>

- **Music** A Spotify playlist of Sunday School Songs can be found in the term plan.

Sign out - Give each family a Take Home Sheet

- Sign out with Rollcall.